



CARDIOVASCULAR
Vascular grafts



polythese®

- polybranch®
- polyarch®



Value Life

polythese® polybranch® & polythese® polyarch® Woven Polyester Vascular Grafts

- Wide range of grafts designed for aortic arch and thoracic aorta repair or replacement
- Available with one side branch for blood derivation
- Good resistance to circumferential dilatation⁽¹⁾
- Low porosity



FORMALDEHYDE & GLUTARALDEHYDE FREE ⁽²⁾

(1) Rapport RRD-0101-01 rev00 - 29/10/2012.

(2) LNE certificate n°F014288 (2005): analysis of Perouse Grafts: formaldehyde free and glutaraldehyde free.

Features & benefits

polyarch®: 3 OR 4 BRANCHES DESIGNS

- Reduced risk of embolic stroke⁽³⁾
- Reduced risk of neurological deficits⁽³⁾

polybranch® : SIDE BRANCH, 30CM LENGTH, AVAILABLE IN TWO DIAMETERS

- Makes surgical technique easier by increasing reliability and reducing operating time^{(3) (4)}
- Fitted for ECC cannulas

LOW POROSITY

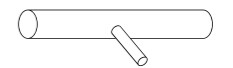
- < 10ml/min/cm²/120mmHg

References

polybranch®

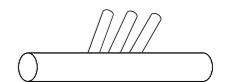
Standard references	Body diameter (mm)	Body usable length (cm)	Side branch diameter (mm)	Side branch usable length (cm)
PTB2410	24	40	10	30
PTB2610	26	40	10	30
PTB2810	28	40	10	30
PTB3010	30	40	10	30
PTB3210	32	40	10	30
PTB3410	34	40	10	30
PTB3610 *	36	40	10	30
PTB3810 *	38	40	10	30

Also available, on request: - body diameter from 16 to 38mm, with ECC side branch of 8mm.
- body diameter from 16 and 18mm, with ECC side branch of 10mm.

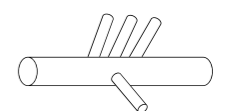


polyarch®

Standard references 3 branches	Diameter (mm)			Usable length (cm)		
	Body	side branch	side branch	Body	side branch	side branch
PAR221088 *	22	10	8 x 8	50	30	30 x 30
PAR241088 *	24	10	8 x 8	50	30	30 x 30
PAR261088 *	26	10	8 x 8	50	30	30 x 30
PAR281088 *	28	10	8 x 8	50	30	30 x 30
PAR301088 *	30	10	8 x 8	50	30	30 x 30
PAR321088 *	32	10	8 x 8	50	30	30 x 30
PAR341088 *	34	10	8 x 8	50	30	30 x 30



Standard references 4 branches	Diameter (mm)			Usable length (cm)		
	Body	side branch	side branch	Body	side branch	side branch
PAR22108810 *	22	10	8 x 8 x 10	50	30	30 x 30 x 30
PAR24108810 *	24	10	8 x 8 x 10	50	30	30 x 30 x 30
PAR26108810 *	26	10	8 x 8 x 10	50	30	30 x 30 x 30
PAR28108810 *	28	10	8 x 8 x 10	50	30	30 x 30 x 30
PAR30108810 *	30	10	8 x 8 x 10	50	30	30 x 30 x 30
PAR32108810 *	32	10	8 x 8 x 10	50	30	30 x 30 x 30
PAR34108810 *	34	10	8 x 8 x 10	50	30	30 x 30 x 30



* Only on request.

(3) Okita Y. et al. Total arch replacement using antegrade cerebral perfusion. The Journal of Thoracic and Cardiovascular Surgery Volume 145 N°35.

(4) Rapport HAS- Implants de pontage 2013/04.

Please read carefully the Instructions For Use. The CE conformity assessment has been conducted by GMED (0459).

 **CARDIOVASCULAR & SURGERY**

For further information, please contact: questions@vygon.com

The specifications shown in this leaflet are for information only
and are not, under any circumstances, of a contractual nature.

Vygon – 5, rue Adeline • 95440 ECOUEN • FRANCE
Reception: +33 (0)1.39.92.63.63 – Service clients France: +33 (0)1.39.92.63.81
Export customer service: +33 (0)1.39.92.64.15
Fax.: +33 (0)1.39.92.64.44 • www.vygon.com



www.vygon.com